

# Real-world validation of the PurlIST classifier demonstrates enhanced therapy selection for Pancreatic Ductal Adenocarcinoma (PDAC) patients.

Stephane Wenric<sup>1</sup>, James M. Davison<sup>2</sup>, John Guittar<sup>1</sup>, Gregory M. Mayhew<sup>2</sup>, Kirk Beebe<sup>2</sup>, Alia Zander<sup>1</sup>, Seung Won Hyun<sup>1</sup>, Kyle Beauchamp<sup>1</sup>, Michael V. Milburn<sup>2</sup>, Vincent Chung<sup>3</sup>, Tanios Bekaii-Saab<sup>4</sup>, Charles M. Perou<sup>5</sup>

<sup>1</sup>Tempus AI, Inc., Chicago, IL; <sup>2</sup>GeneCentric Therapeutics, Durham, NC; <sup>3</sup>City of Hope, Duarte, CA; <sup>4</sup>Mayo Clinic, Phoenix, AZ; <sup>5</sup>University of North Carolina, Chapel Hill, NC

## INTRODUCTION

PDAC is a particularly fatal condition lacking established biomarkers for the choice of first-line treatment (1L). The **PurlIST** algorithm is a gene signature that categorizes PDAC tumors into **basal** or **classical** molecular subtypes and has been previously validated in a patient cohort of advanced PDAC (N=258).

In this post-hoc analysis study, we examine whether the PurlIST subtypes can distinguish patients likely to respond to **FOLFIRINOX** (FFX) versus **Gemcitabine + nab-Paclitaxel** (GnP).

## METHODS

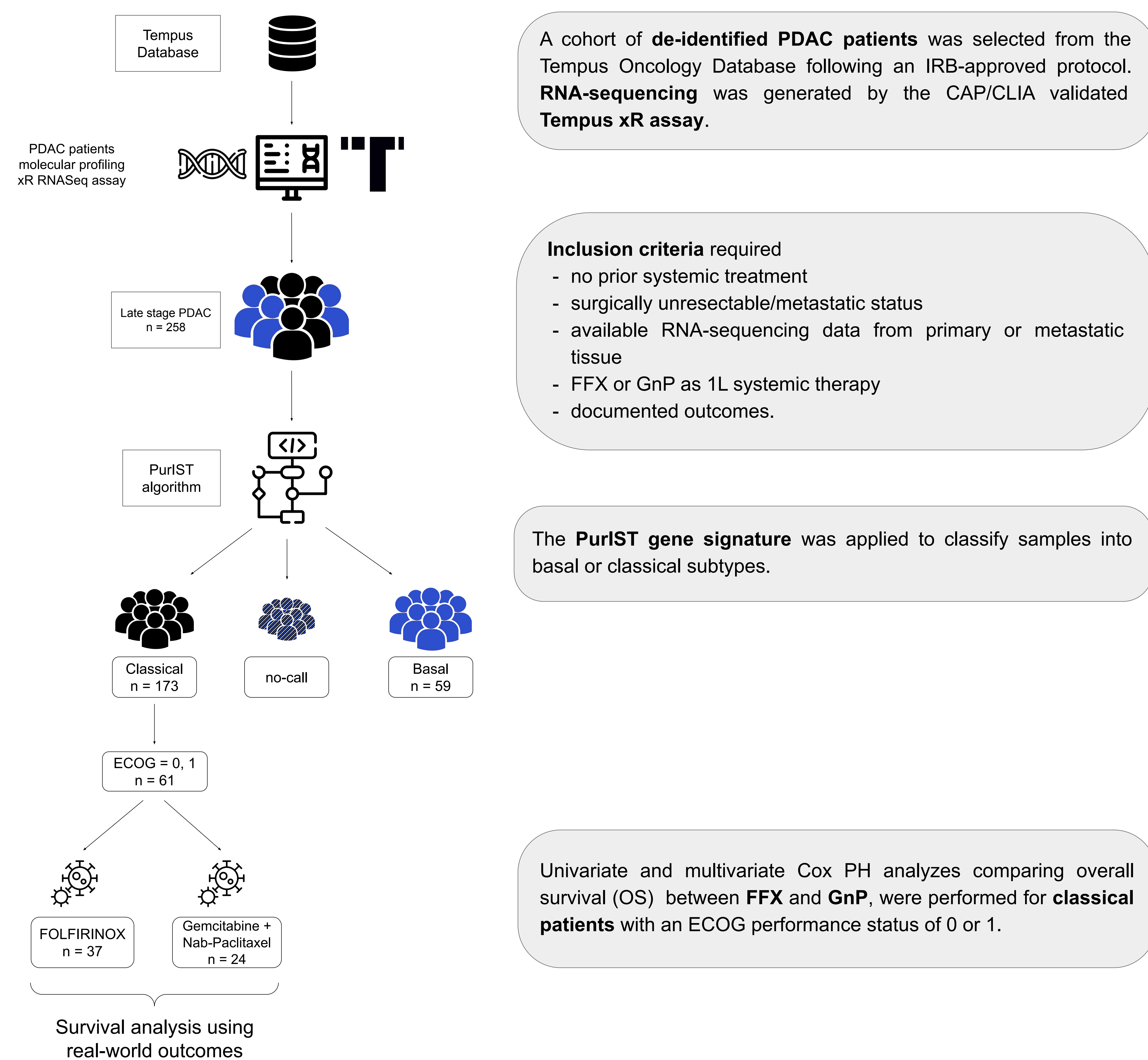
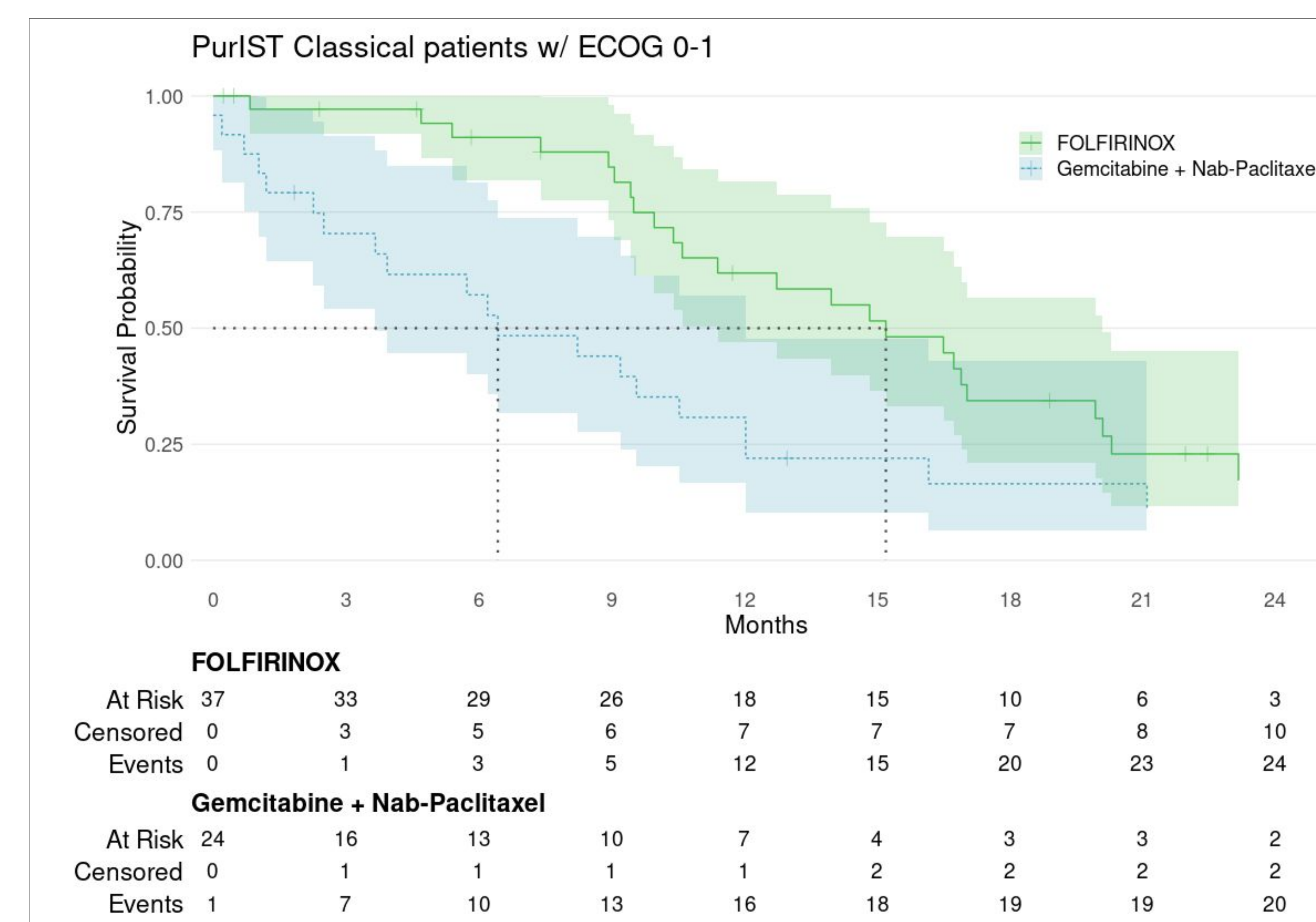


Figure 1. Study workflow.

## SUMMARY

- Post-hoc analysis of real-world cohort of advanced PDAC patients.
- **Classical** patients with low ECOG scores have longer survival on 1L **FFX** compared to 1L GnP.
- Demonstrated potential for **PurlIST** to be used in **treatment selection**.

## RESULTS

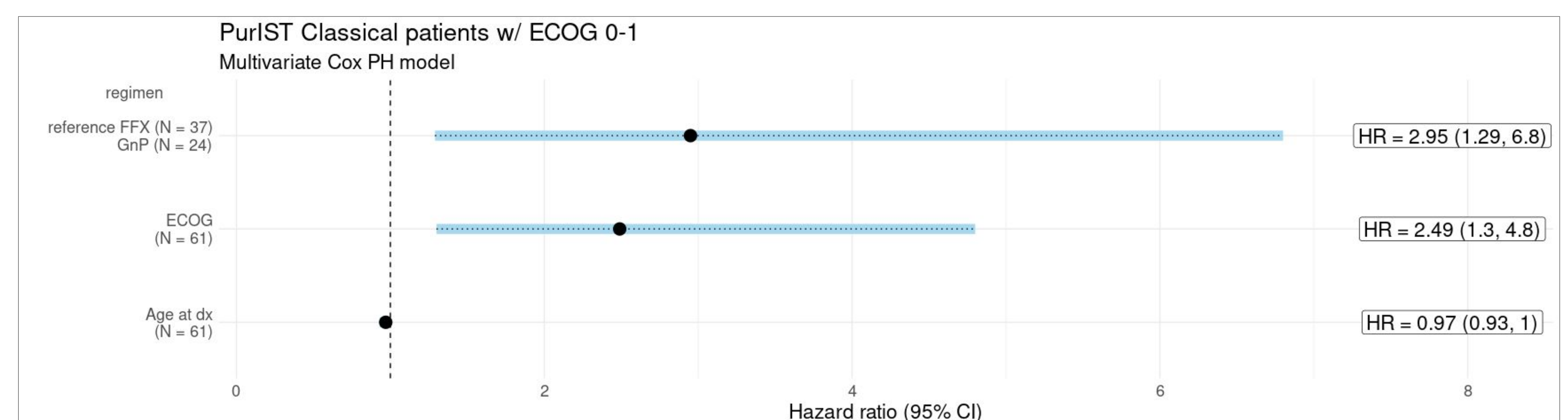


### FOLFIRINOX benefit for classical patients

A univariate Cox PH analysis showed that classical patients with an ECOG score of 0 or 1 treated with FOLFIRINOX (N = 37) had a significantly longer OS time than classical patients with an ECOG score of 0 or 1 treated with Gemcitabine + nab-Paclitaxel (HR (95% CI) = 2.32 (1.29-4.17)).

This result remained significant in a multivariate Cox PH, adjusting for age and ECOG, (HR=2.5 (1.15-5.44)).

Figure 2. A. Kaplan-Meier curves showing differential survival in a univariate Cox PH model for classical patients. B. Forest plot representation of the multivariate Cox PH model with adjustment for age and ECOG status.



## CONCLUSION

In this real-world cohort of advanced PDAC patients, we showed that classical patients with low ECOG scores had superior OS with 1L FFX treatment compared to 1L GnP. These findings demonstrate the potential for PurlIST to aid in optimal treatment selection for patients with advanced PDAC.

## ACKNOWLEDGMENTS

We thank Matthew Kase for poster development support.

